

6

5

4

3

2

1

## REVISION

ZONE	REV	DESCRIPTION	DATE	CHANGED BY	APPROVED
	A	INITIAL RELEASE	9/30/2024	KDANG	T. HOUGHTON

F

E

D

C

B

A

F

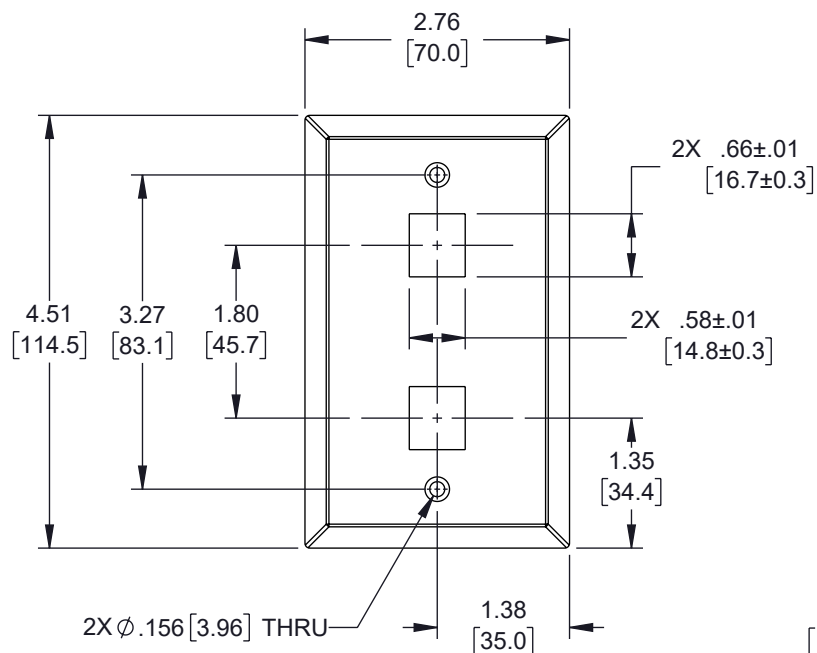
E

D

C

B

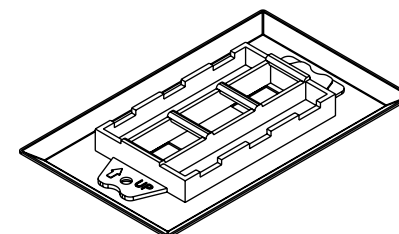
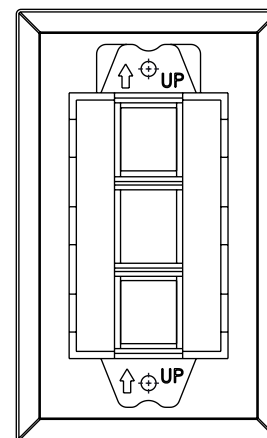
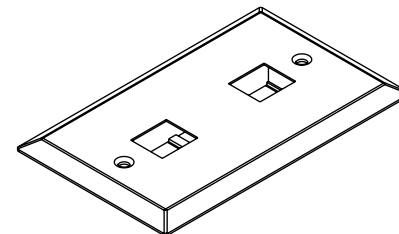
A



.43  
[10.8]

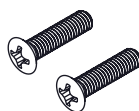
.189  $\pm$  .012  
[4.80  $\pm$  0.30]

.031  $\pm$  .004  
[0.79  $\pm$  0.10]



## NOTES:

1. MATERIAL: IRON PLATED NICKEL
2. PACKAGING INCLUDED 2PCS: M6 X 1mm THREAD, 25mm LONG.



THE INFORMATION CONTAINED IN THIS DRAWING IS THE SOLE PROPERTY OF INFINITE ELECTRONICS, INC. ANY REPRODUCTION IN PART OR WHOLE WITHOUT THE WRITTEN PERMISSION OF INFINITE ELECTRONICS, INC. IS PROHIBITED. THESE COMMODITIES, TECHNOLOGY OR SOFTWARE WERE EXPORTED FROM THE UNITED STATES IN ACCORDANCE WITH THE EXPORT ADMINISTRATION REGULATIONS. DIVERSION CONTRARY TO U.S. LAW PROHIBITED.

6

5

4

3

2

1

UNLESS OTHERWISE SPECIFIED  
LEADING DIMENSIONS ARE INCHES  
DIMENSIONS IN [ ] ARE MILLIMETERS

TOLERANCES:  
X =  $\pm .2$  [5] FRACTIONS  
XX =  $\pm .02$  [0.5]  $\pm 1/32$   
XXX =  $\pm .005$  [0.13] ANGLES  $\pm 1^\circ$

CABLE LENGTH TOLERANCES:  
 $\leq 12$  [305] =  $\pm 1$  [25] / -0  
 $>12$  [305]  $\leq 60$  [1524] =  $\pm 2$  [51] / -0  
 $>60$  [1524]  $\leq 120$  [3048] =  $\pm 4$  [102] / -0  
 $>120$  [3048]  $\leq 300$  [7620] =  $\pm 6$  [152] / -0  
 $>300$  [7620] =  $\pm 5\%$  / -0

ALL DIMENSIONS ARE FOR REFERENCE ONLY  
AND SUBJECT TO CHANGE WITHOUT NOTICE.  
UN-DIMENSIONED/NON-CRITICAL FEATURES  
MAY VARY IN SIZE AND LOCATION  
COLORS MAY VARY

**L-com**  
an INFINIT<sup>®</sup> brand

Website: [www.L-com.com](http://www.L-com.com)  
Phone: 1.800.341.5266 | 1.978.682.6936



INTERPRET ALL DIMENSIONS AND  
TOLERANCES PER ASME Y14.5

SCALE NONE SHEET 1 OF 1

## DESCRIPTION

STAINLESS STEEL WALL PLATE WITH 2 KEYSTONE STYLE  
MOUNT OPENING

SIZE	CAGE CODE	DRAWN BY	ITEM NO.	REV
A	43321	KDANG	LC-WPSSK-02	A