

6

5

4

3

2

1

REVISION					
ZONE	REV	DESCRIPTION	DATE	CHANGED BY	APPROVED
	D	ECO-15404	01/16/2026	HBAKKE	DGUST

F

E

D

C

B

A

F

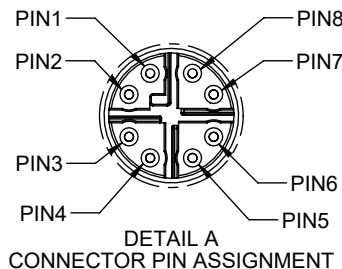
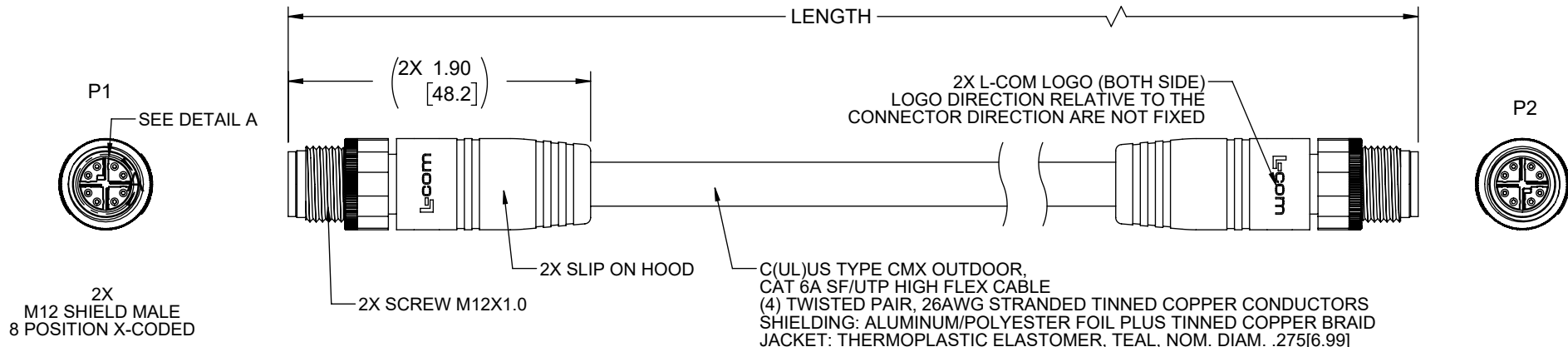
E

D

C

B

A



NOTES

MATERIAL:
SLIP ON HOOD: THERMOPLASTIC POLYURETHANE, BLACK
INSULATOR: NYLON, BLACK
SHELL/SCREW NUT: BRASS, NICKEL PLATE
CONTACTS: PHOSPHOR BRONZE, 15" MIN. GOLD PLATE

ELECTRICAL:
NOMINAL VOLTAGE RATING: 48 VAC/VDC
MAX CURRENT: 0.5A

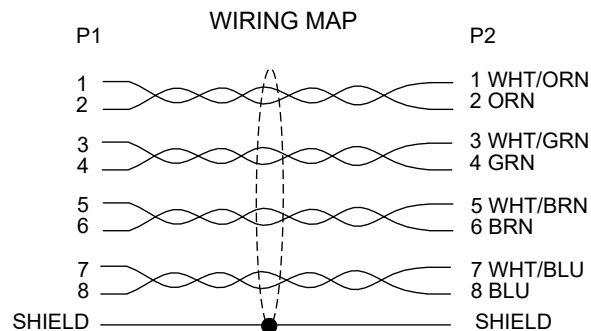
APPLICATION:
INGRESS PROTECTION RATING IS IP67 (MATED).

ENVIRONMENTAL:
OPERATING TEMPERATURE RANGE: -40°C TO +75°C
CABLE JACKET RESISTANCE: OIL, SUNLIGHT, AND WELD SPLATTER
RESISTANT
CABLE FLEX LIFE: 1 MILLION CYCLE TEST (10X CABLE OD)
10 MILLION CYCLE TEST (20X CABLE OD)

MISCELLANEOUS
CABLE ASSEMBLIES TO BE TESTED FOR CONTINUITY
WIRED TO IEC 61076-2-109 STANDARDS
CABLE ASSEMBLY SHALL BE INDIVIDUALLY PACKAGED IN
ACCORDANCE WITH L-COM SPECIFICATION PS-0031.

REGULATORY COMPLIANCE:
EU RoHS DIRECTIVE (MOST RECENT RELEASED VERSION).

THE INFORMATION CONTAINED IN THIS DRAWING IS THE SOLE PROPERTY OF INFINITE ELECTRONICS, INC. ANY REPRODUCTION IN PART OR WHOLE
WITHOUT THE WRITTEN PERMISSION OF INFINITE ELECTRONICS, INC. IS PROHIBITED. THESE COMMODITIES, TECHNOLOGY OR SOFTWARE WERE
EXPORTED FROM THE UNITED STATES IN ACCORDANCE WITH THE EXPORT ADMINISTRATION REGULATIONS. DIVERSION CONTRARY TO U.S. LAW
PROHIBITED.



PART NUMBER	LENGTH	
	FEET	METERS
TRG607-T6T-05M	1.64	0.5
TRG607-T6T-1M	3.28	1.0
TRG607-T6T-2M	6.56	2.0
TRG607-T6T-3M	9.84	3.0
TRG607-T6T-5M	16.41	5.0
TRG607-T6T-10M	32.82	10.0
TRG607-T6T-15M	49.22	15.0

UNLESS OTHERWISE SPECIFIED
LEADING DIMENSIONS ARE INCHES
DIMENSIONS IN [] ARE MILLIMETERS

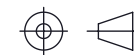
TOLERANCES:
X = ±2 [5] FRACTIONS
XX = ±02 [0.5] ± 1/32
XXX = ±.005 [0.13] ANGLES ± 1°

CABLE LENGTH TOLERANCES:
≤12 [305] = +1 [25] / -0
>12 [305] ≤ 60 [1524] = +2 [51] / -0
>60 [1524] ≤ 120 [3048] = +4 [102] / -0
>120 [3048] ≤ 300 [7620] = +6 [152] / -0
>300 [7620] = +5% / -0

ALL DIMENSIONS ARE FOR REFERENCE ONLY
AND SUBJECT TO CHANGE WITHOUT NOTICE.
UN-DIMENSIONED/NON-CRITICAL FEATURES
MAY VARY IN SIZE AND LOCATION
COLORS MAY VARY

L-com
an INFINIT@ brand

Website: www.L-com.com
Phone: 1.800.341.5266 | 1.978.682.6936



INTERPRET ALL DIMENSIONS AND
TOLERANCES PER ASME Y14.5

SCALE SHEET
NONE 1 OF 1

DESCRIPTION

CATEGORY 6A M12 8 POSITION X CODE SF/UTP INDUSTRIAL
CABLE, M12 M / M12 M

SIZE	CAGE CODE	DRAWN BY	ITEM NO.	REV
A	43321	DCUI	TRG607-T6T	D

6

5

4

3

2

1