

6

5

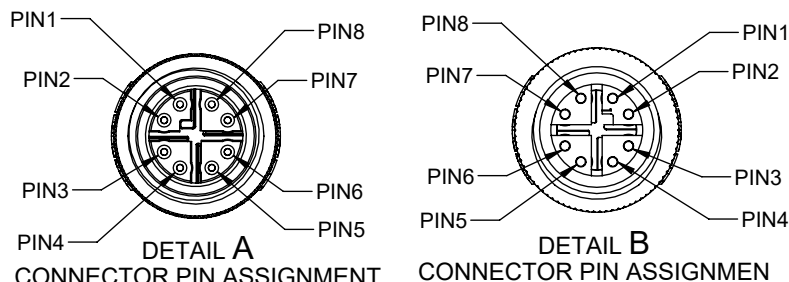
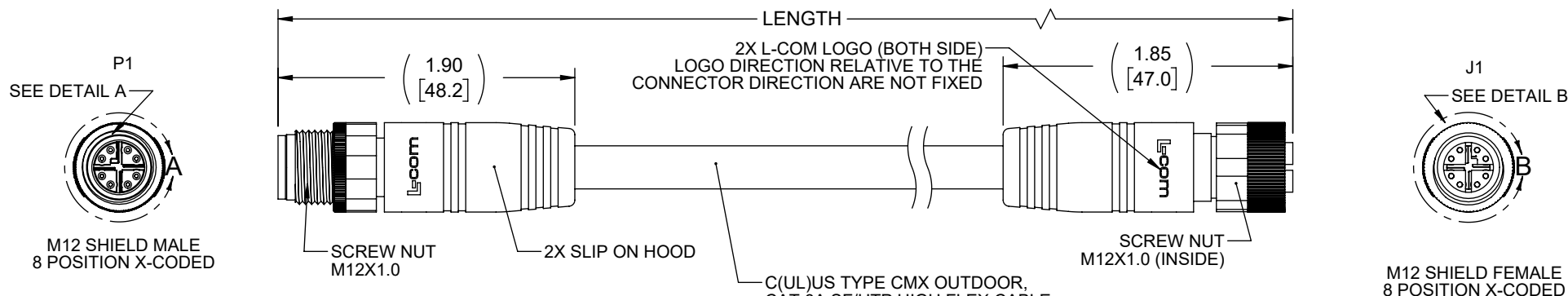
4

3

2

1

REVISION				
ZONE	REV	DESCRIPTION	DATE	CHANGED BY
	D	ECO-15404	01/16/2026	HBAKKE
APPROVED			DGUST	



NOTES

MATERIAL:
SLIP ON HOOD: THERMOPLASTIC POLYURETHANE, BLACK
INSULATOR: NYLON, BLACK
SHELL/SCREW NUT: BRASS, NICKEL PLATE
CONTACTS: PHOSPHOR BRONZE, 15" MIN. GOLD PLATE

ELECTRICAL:
NOMINAL VOLTAGE RATING: 48 VAC/VDC
MAX CURRENT: 0.5A

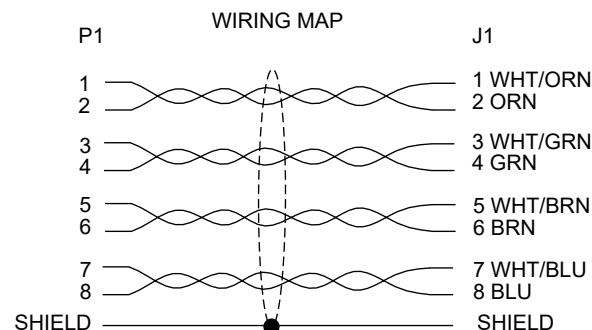
APPLICATION:
INGRESS PROTECTION RATING IS IP67 (MATED).

ENVIRONMENTAL:
OPERATING TEMPERATURE RANGE: -40°C TO +75°C
CABLE JACKET RESISTANCE: OIL, SUNLIGHT, AND WELD SPLATTER RESISTANT
CABLE FLEX LIFE: 1 MILLION CYCLE TEST (10X CABLE OD)
10 MILLION CYCLE TEST (20X CABLE OD)

MISCELLANEOUS
CABLE ASSEMBLIES TO BE TESTED FOR CONTINUITY
WIRED TO IEC 61076-2-109 STANDARDS
CABLE ASSEMBLY SHALL BE INDIVIDUALLY PACKAGED IN ACCORDANCE WITH L-COM SPECIFICATION PS-0031.

REGULATORY COMPLIANCE:
EU ROHS DIRECTIVE (MOST RECENT RELEASED VERSION).

THE INFORMATION CONTAINED IN THIS DRAWING IS THE SOLE PROPERTY OF INFINITE ELECTRONICS, INC. ANY REPRODUCTION IN PART OR WHOLE WITHOUT THE WRITTEN PERMISSION OF INFINITE ELECTRONICS, INC. IS PROHIBITED. THESE COMMODITIES, TECHNOLOGY OR SOFTWARE WERE EXPORTED FROM THE UNITED STATES IN ACCORDANCE WITH THE EXPORT ADMINISTRATION REGULATIONS. DIVERSION CONTRARY TO U.S. LAW PROHIBITED.



PART NUMBER	LENGTH	
	FEET	METERS
TRG608-T6T-05M	1.64	0.5
TRG608-T6T-1M	3.28	1.0
TRG608-T6T-2M	6.56	2.0
TRG608-T6T-3M	9.84	3.0
TRG608-T6T-5M	16.41	5.0
TRG608-T6T-10M	32.82	10.0
TRG608-T6T-15M	49.22	15.0

UNLESS OTHERWISE SPECIFIED LEADING DIMENSIONS ARE INCHES DIMENSIONS IN [] ARE MILLIMETERS	
TOLERANCES:	
X = ±.2 [5]	FRACTIONS ± 1/32
.XX = ±.02 [0.5]	ANGLES ± 1°
.XXX = ±.005 [0.13]	
CABLE LENGTH TOLERANCES:	
≤12 [305] = +1 [25] / -0	
>12 [305] ≤ 60 [1524] = +2 [51] / -0	
>60 [1524] ≤ 120 [3048] = +4 [102] / -0	
>120 [3048] ≤ 300 [7620] = +6 [152] / -0	
>300 [7620] = +5% / -0	
ALL DIMENSIONS ARE FOR REFERENCE ONLY AND SUBJECT TO CHANGE WITHOUT NOTICE. UN-DIMENSIONED/NON-CRITICAL FEATURES MAY VARY IN SIZE AND LOCATION. COLORS MAY VARY.	

L-com
an INFINIT@ brand

Website: www.L-com.com
Phone: 1.800.341.5266 | 1.978.682.6936

INTERPRET ALL DIMENSIONS AND TOLERANCES PER ASME Y14.5

SCALE NONE SHEET 1 OF 1

DESCRIPTION
CATEGORY 6A M12 8 POSITION X CODE SF/UTP INDUSTRIAL CABLE, M12 M / M12 F

SIZE	CAGE CODE	DRAWN BY	ITEM NO.	REV
A	43321	DCUI	TRG608-T6T	D

6

5

4

3

2

1