


MPO w/ pins to LC Fan-out, 8 fiber round, OM4 50/125µm
Multimode, OFNR Jacket, Aqua, 3 meter



MPM8OM4-LCR-3

Features

- Fan-out connectors unclipped for custom Polarity requirements
- OFNR (Riser Rated) Jacket complies with strict building codes
- Used to connect equipment that utilizes MPO style connectors and OM4 50/125µm Multimode cabling for aggregation of links
- MPO fan-out to LC connectors for server-to-switch and other link aggregation

Applications

- Data Centers/Enterprise Networking
- Ethernet
- Server connectivity
- Link Aggregation

Description

The MPM8OM4-LCR-3 from L-com is a fan-out cable assembly that comes with a MPO (w/ pins) male to LC male connector configuration. This fiber optic cable with 8 fibers features an OFNR-rated jacket and has a cable diameter of 3 mm. Our fan-out cable is suitable for applications such as data centers, Ethernet, link aggregation, and server connectivity. This aqua blue fiber optic cable assembly is available in a length of 3 meters and can withstand temperatures ranging from -40 to 75 degrees C.

Our MPO (w/ pins) to LC cable comes with a multimode OM4 fiber and has a fiber diameter of 50/125 µm. L-com's fan-out cable assembly is ideal for making connections within rack mounted or wall mounted fiber enclosures. Our fiber optic cable assembly can be customized in different lengths to fit specific installation needs, ensuring efficient network management in high-density setups without compromising delivery time or quality. Additional dimensions, specifications, and CAD drawings for this MPM8OM4-LCR-3 fan-out cable can be found on its downloadable PDF datasheet.

L-com has one of the largest in-stock selections of fiber optic cable assemblies for international and domestic orders. Make your online purchase right now to take advantage of our same-business-day shipping. We are committed to delivering excellent service to support our customers in maintaining the continuity and reliability of their networks. For further information on similar products, our expert technical support and knowledgeable sales team can help you get the ideal multimode OM4 fan-out cable for your requirements.


Configuration

Function	Fan-out
Cable Type	Base-8 Multimode
Mode	Multimode
Mode Class	OM4
Fiber Diameter	50/125 µm
Connection 1 Type	MPO (w/ pins)
Connection 1 Gender	Male
Connection 1 Polish	UPC
Connection 2 Type	LC
Connection 2 Polish	PC
Cable Color	Aqua Blue

Optical Specifications

Description	Minimum	Typical	Maximum	Units
Return Loss - MPO	20			dB
Insertion Loss - MPO			0.75	dB
Return Loss - LC, ST, SC, FC	20			dB

MPO w/ pins to LC Fan-out, 8 fiber round, OM4 50/125µm
Multimode, OFNR Jacket, Aqua, 3 meter



MPM8OM4-LCR-3

Optical Specifications

Description	Minimum	Typical	Maximum	Units
Insertion Loss - LC, ST, SC, FC			0.3	dB

Mechanical Specifications

Cable Assembly

Length	3 m [118.11 in]
Width/Diameter	3 mm

Cable

Cable Type	Fan-out
Polarity	Neutral
Breakout Diameter	2 mm
Static Bend Radius	30 mm
Dynamic Bend Radius	60 mm
Max Crush Resistance, Short Term (N/100mm)	500
Max Crush Resistance, Long Term (N/100mm)	100

Connectors

Description	Connector 1	Connector 2
Type	MPO (w/ pins) Male	LC
Configuration	Straight	
Connector Polish	UPC	PC

Environmental Specifications


Operating Range Temperature	-40 to +75 deg C
Ingress Protection (IP) Rating	Non-Rated

Compliance Certifications (see [product page](#) for current document)

Plotted and Other Data

Notes:

MPO w/ pins to LC Fan-out, 8 fiber round, OM4 50/125µm Multimode, OFNR Jacket, Aqua, 3 meter



MPM8OM4-LCR-3

Typical Performance Data

How to Order

Part Number Configuration:

MPM8OM4-LCR

-XX

UU

Unit of Measure:

F = Feet

<blank> = Meters

Lengths

Base Number

Example: MPM8OM4-LCR-12 = 12 meters long cable
MPM8OM4-LCR-10F = 10 feet long cable

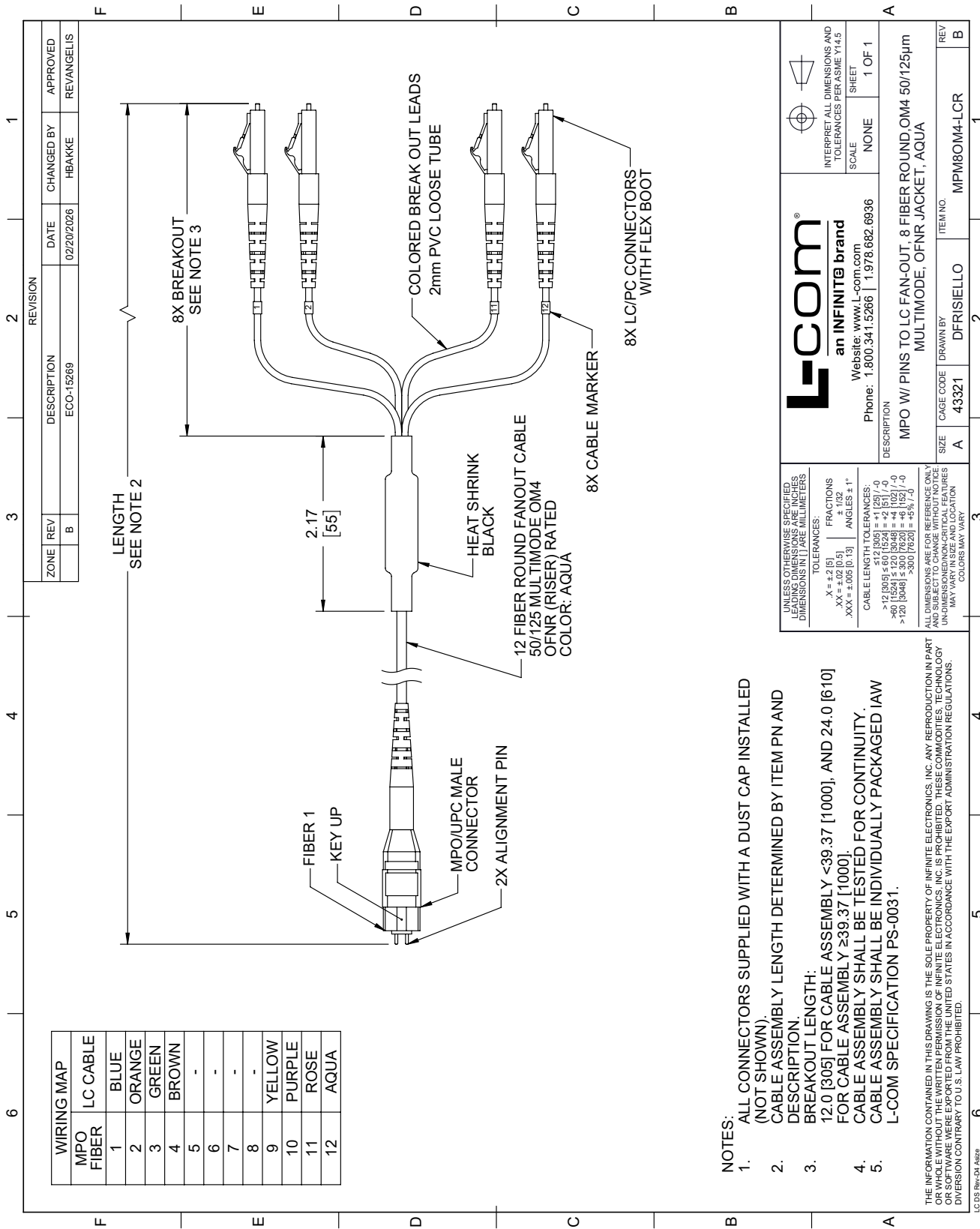
MPO w/ pins to LC Fan-out, 8 fiber round, OM4 50/125µm Multimode, OFNR Jacket, Aqua, 3 meter from L-com has same day shipment for domestic and International orders. Our portfolio includes coaxial cable assemblies, connectors, adapters and custom products as well as lightning and surge protectors, NEMA rated enclosures, and an RF product line which includes antennas, amplifiers, passive, and active components.



URL: <https://www.l-com.com/fiber-optic-mpo-w-pins-to-lc-fan-out-8-fiber-round-om4-50-125um-multimode-ofnr-jacket-aqua-3-meter>

The information contained within this document is accurate to the best of our knowledge and representative of the part described herein. It may be necessary to make modifications to the part and/or the documentation of the part in order to implement improvements. L-com reserves the right to make such changes as required. Unless otherwise stated, all specifications are nominal. L-com does not make any representation or warranty regarding the suitability of the part described herein for any particular purpose, and L-com does not assume liability arising out of the use of any part or document.

MPM8OM4-LCR-3 CAD Drawing

MPO w/ pins to LC Fan-out, 8 fiber round, OM4 50/125µm Multimode, OFNR Jacket, Aqua, 3 meter



 <p>an INFINITO brand Website: www.l-com.com Phone: 1.800.341.5266 1.978.682.6936</p>		 <p>INTERPRET ALL DIMENSIONS AND TOLERANCES PER ASME Y14.5</p> <p>SCALE NONE</p> <p>SHEET 1 OF 1</p>
<p>UNLESS OTHERWISE SPECIFIED, LEADING DIMENSIONS IN INCHES AND DIMENSIONS IN PARENTHESES ARE IN MILLIMETERS.</p> <p>TOLERANCES:</p> <p>X = ±2.51 FRACTIONS ± 1/32</p> <p>.XX = ±0.02 [0.5] ANGLES ± 1°</p> <p>.XXX = ±0.05 [0.13]</p> <p>CABLE LENGTH TOLERANCES:</p> <p>512 [305] = ±1.25 / -0</p> <p>>12 [305] ≤ 60 [1524] = ±2.51 / -0</p> <p>>60 [3048] ≤ 300 [7620] = ±6.15 / -0</p> <p>>300 [7620] = ±5% / -0</p>		<p>DESCRIPTION</p> <p>MPO W/ PINS TO LC FAN-OUT, 8 FIBER ROUND, OM4 50/125µm MULTIMODE, OFNR JACKET, AQUA</p>
<p>ALL DIMENSIONS ARE FOR REFERENCE ONLY AND SUBJECT TO CHANGE WITHOUT NOTICE UNLESS INDICATED OTHERWISE. CRITICAL FEATURES MAY VARY.</p> <p>COLORS MAY VARY.</p>	<p>SIZE A</p> <p>CAGE CODE 43321</p> <p>ITEM NO. MPM8OM4-LCR</p>	<p>REV B</p> <p>REV B</p>

- NOTES:**
- ALL CONNECTORS SUPPLIED WITH A DUST CAP INSTALLED (NOT SHOWN).
 - CABLE ASSEMBLY LENGTH DETERMINED BY ITEM PN AND DESCRIPTION.
 - BREAKOUT LENGTH:
FOR CABLE ASSEMBLY <39.37 [1000], AND 24.0 [610]
FOR CABLE ASSEMBLY ≥39.37 [1000].
 - CABLE ASSEMBLY SHALL BE TESTED FOR CONTINUITY.
 - CABLE ASSEMBLY SHALL BE INDIVIDUALLY PACKAGED IAW L-COM SPECIFICATION PS-0031.

THE INFORMATION CONTAINED IN THIS DRAWING IS THE SOLE PROPERTY OF INFINITE ELECTRONICS, INC. ANY REPRODUCTION IN PART OR WHOLE WITHOUT THE WRITTEN PERMISSION OF INFINITE ELECTRONICS, INC. IS PROHIBITED. THESE COMMODITIES, TECHNOLOGY OR SOFTWARE WERE EXPORTED FROM THE UNITED STATES IN ACCORDANCE WITH THE EXPORT ADMINISTRATION REGULATIONS. DIVERSION CONTRARY TO U.S. LAW PROHIBITED.

LC DS Rev-04 Add